





# 2011-2012 Proposed Budget



**South Bound Brook School District  
Striving, Learning, Excelling**



# Outline

---

- **Board of Education Members**
- **Robert Morris School Vision Statement**
- **Student Activities**
- **Budget Priorities**
- **District Efficiencies**
- **Benefits to Community**
- **Prior Year Reductions/Tax Levy History**
- **Appropriations**
- **Revenue**
- **Taxes**
- **Summary**



# **South Bound Brook Borough Board of Education Members**

- **Mrs. Allison Lih-Thiessen – President**
- **Mr. Peter Allen – Vice-President**
- **Mr. Frank Ambrose**
- **Mrs. Janet Esposito**
- **Mrs. Cheryl Noll**
- **Mrs. Nancy Santora**
- **Mrs. Sharlene Sarboukh**

**Dr. Lorise Goeke  
Superintendent/Principal**

**Mr. John A. Gomez  
School Business Administrator/  
Board Secretary**



# **Robert Morris School Vision Statement**

---

**The vision of Robert Morris School is to discover the needs and enhance the talents of all students in order to create well-educated, caring individuals who embrace diversity, seek knowledge, challenge existing ideas, and create new ones. Our students will develop a spirit of belonging and a desire for excellence as a result of collaboration with teachers, staff, parents, and community members. This will enable our students to become exemplary citizens as they develop the ability to excel in their chosen and future endeavors.**



# Budget Priorities for 2011-12

---

- **This 2011-12 Budget:**

**As far as possible, alleviates taxpayer burden while providing students with an excellent academic program**



# District Efficiencies

- **Consolidated administrative positions of Superintendent/Principal**
- **Refinanced bonds to realize tax relief**
- **Maximized Class sizes**
- **Demonstrated fiscal responsibility by conserving Federal Education Job Funds to provide tax relief**
- **Reduced out-of-district program costs by providing quality programs in-district**
- **Participates in shared services with municipality and evaluates shared services opportunities at the local, county and state level**
- **Engages in joint purchasing agreements with multiple agencies**



# Benefits to Community

- **School hosted over 150 community events at the facility at no charge.**
  - **Approved facility requests to the following organizations**
    - **Recreation Department**
      - Basketball
      - Teen & Adult Night
    - **South Bound Brook Mayor and Council**
    - **Social Committee**
      - Holiday Program December
      - Easter Program
    - **Girl Scouts Troops #29, #238**
    - **Girl Scouts Heart of New Jersey**
    - **Cub Scout Pack #42**
    - **Senior Citizens**
    - **South Bound Brook Little League**
    - **Police Department Training**
    - **PTO**



# Prior Year Budget Reductions

## 2010/2011 Budget

- **General Fund tax levy reduction**
  - 5,642,419 (original)
  - 5,248,130 (Revised)
  - 394,289 (reduction)
- **Spending Comparison 09/10 Vs. Proposed Budget**
  - 09/10 Total Budget: 9,520,779**
  - 11/12 Total Budget: 9,304,816**



# Tax Levy History

<b>Tax Levy</b>	<b>2009/2010</b>	<b>2010/2011</b>	<b>2011/2012 Proposed</b>	<b>Increase/Decrease</b>
<b>General Fund Tax levy</b>	\$5,166,471	\$5,248,130	5,300,611	1%
<b>Debt Service levy</b>	\$375,420	\$376,395	\$336,855	-10.5 %
<b>Total Tax Levy</b>	\$5,541,891	\$5,624,525	\$5,637,466	.23 %



# Tax Levy Reductions

- **\$249,366 Undesignated Fund Balance**  
**2010-2011 Budget 110,033**  
**2011-2012 Budget 249,366**

**Reduction of Tax Levy by \$249,366**

**Increased in tax relief of 139,333 from  
previous budget**



# Tax Levy Reductions

---

- **\$113,271 Education Jobs Program**

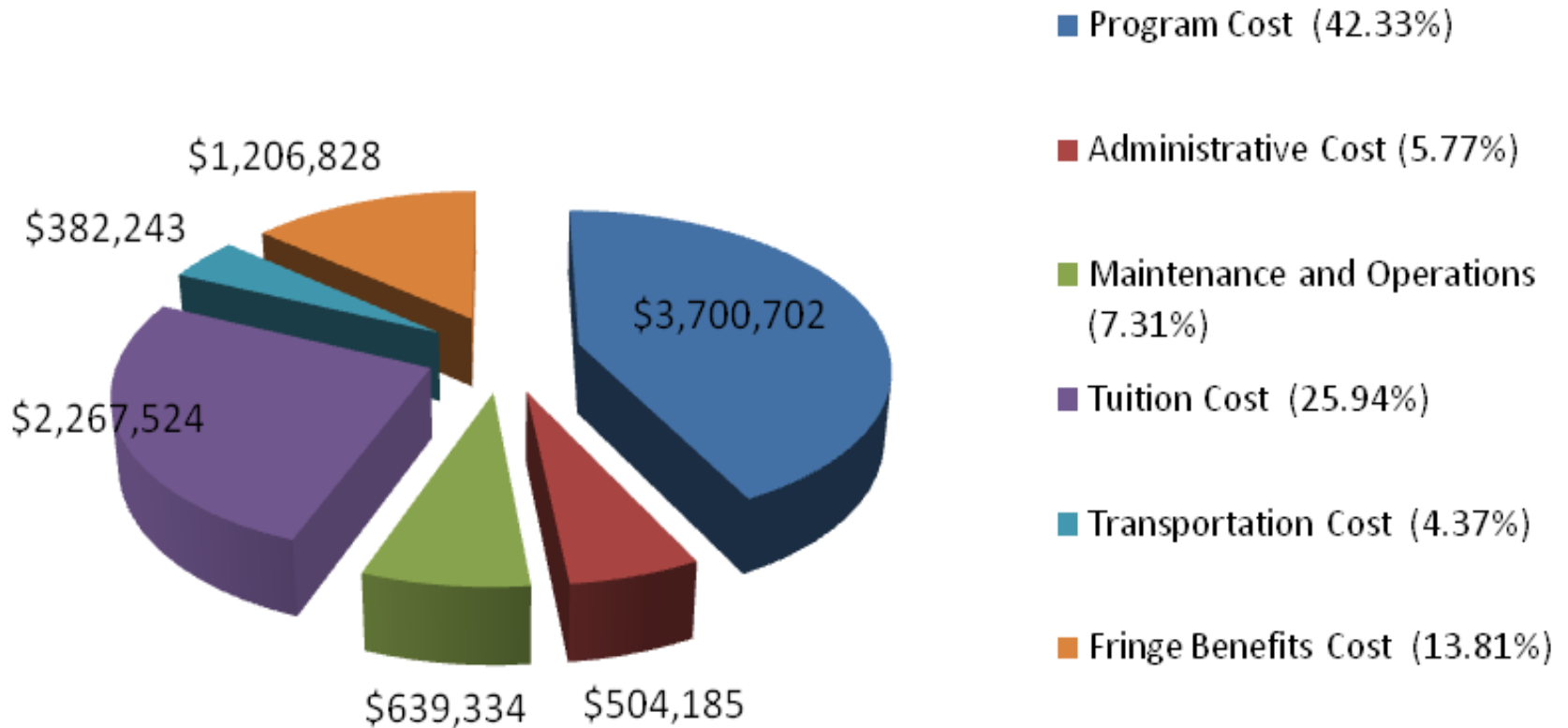
**Applied to tax relief in 2011-2012 budget**



# Appropriations

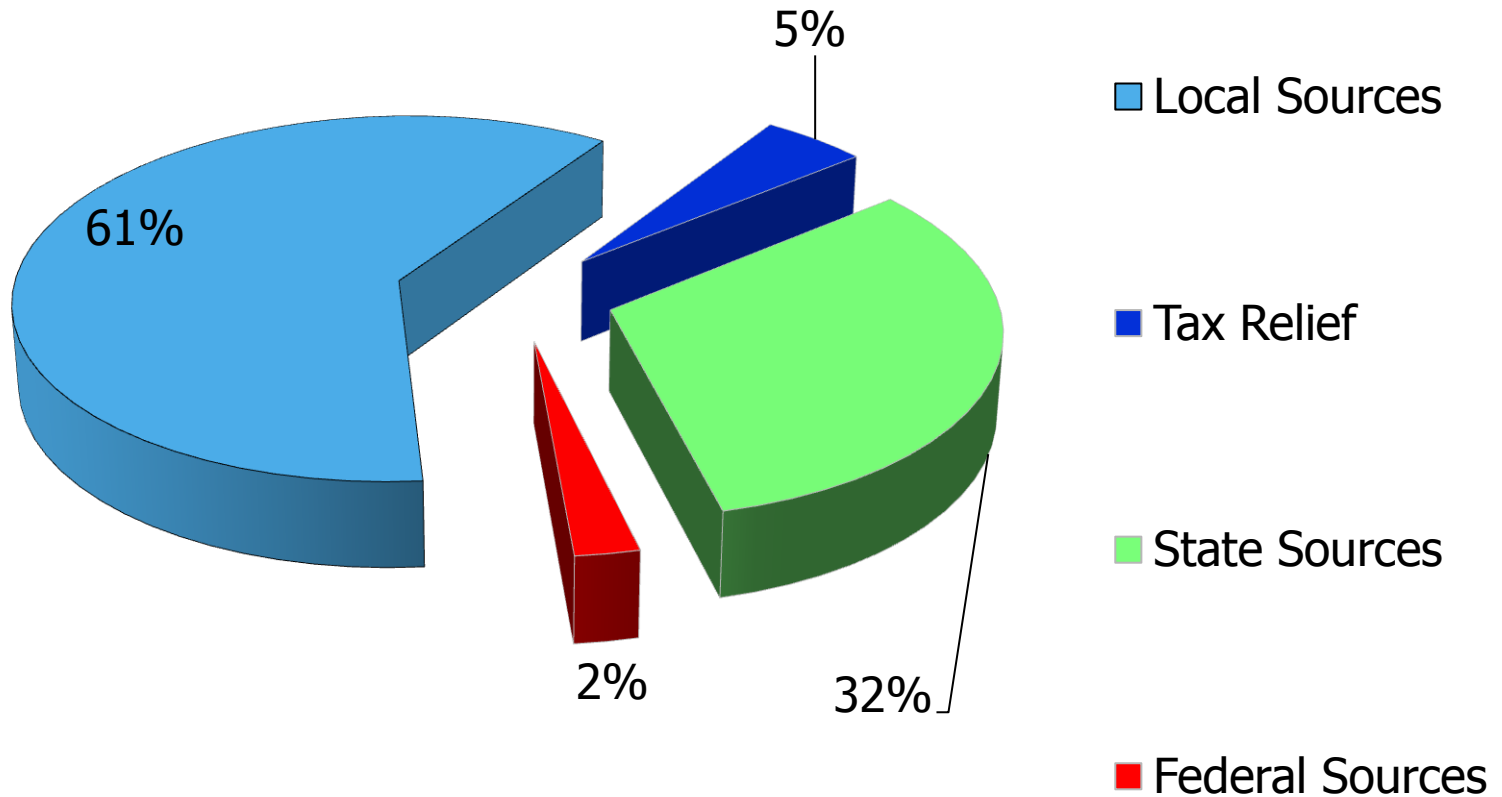
## Expense Allocation

### As % of Operating Budget





# Revenues





# Tax Levy Reductions

## Reduction of Debt Service Refinancing of 2001 Bond

**2010-2011 \$376,395**

**2011-2012 \$336,855**

**Reduction of Tax Levy \$39,540**

**\*\*Savings over life of bond: \$169,515\*\***



# Tax Levy Reductions

---

## Increase in State Aid

**2010-2011 2,948,291**

**2011-2012 3,042,318**

**Increase in State Aid Reduces Tax Levy by  
\$ 94,207**



# Tax

## Taxpayer Impact

- **Maximum Allowable Tax Levy – \$5,353,092**
- **Budgeted Tax Levy – \$5,300,611**
  - **1 % Increase General Fund Levy**
    - Average Assessed Home Value - \$237,321
- **Tax Increase – General Fund**
  - **\$0.015 Increase in Tax Rate**
    - Increase average home \$ 58.00**
- **Tax Decrease in Debt Service (Refinanced Debt )**
  - Decrease in Debt Service -\$26.00**
- **Overall Tax Increase**
  - **Average assessed home \$ 32.00 for the entire year**

**Overall tax increase is less than 1/4 of 1 %**



# Tax

## 2011-2012 School Year Basis Including Debt Service

<b>2011-2012 Tax Calculations (General Fund Only)</b>			
	<b>2010-2011 Current</b>	<b>2010-2011 Anticipated</b>	<b>Increase</b>
<b>Local Tax Levy</b>	<b>\$5,248,130</b>	<b>\$5,300,611</b>	<b>\$52,481</b>
<b>Tax Rate</b>	<b>1.531</b>	<b>1.556</b>	<b>0.025</b>
<b>Taxable's</b>	<b>\$342,583,600</b>	<b>\$340,573,963</b>	
<b>Average Assessed Valuation</b>	<b>\$237,321</b>	<b>\$237,321</b>	
<b>Average Assessment</b>	<b>\$3,636.00</b>	<b>\$3,694.00</b>	<b>\$58.00</b>
<b>2011-2012 Tax Calculations (Including Debt Service)</b>			
	<b>2010-2011 Current</b>	<b>2011-2012 Anticipated</b>	<b>Increase</b>
<b>Local Tax Levy</b>	<b>\$5,624,525</b>	<b>\$5,637,466</b>	<b>\$12,941</b>
<b>Tax Rate</b>	<b>1.642</b>	<b>1.655</b>	<b>0.013</b>
<b>Taxable's</b>	<b>\$342,583,600</b>	<b>\$340,573,963</b>	
<b>Average Assessed Valuation</b>	<b>\$237,321</b>	<b>\$237,321</b>	
<b>Average Assessment</b>	<b>\$3,896.00</b>	<b>\$3,928.00</b>	<b>\$32.00</b>



# Overall Tax Levy

---

**General Fund Tax Levy: Increase \$ 52,481**

**Debt Service Tax Levy: Decrease \$ 39,540**

**Net Increase: 12,941**

**Increase Average Assessed home is**

**\$32.00**

**\$ 2.66 per Month**

**8 Cents per Day**

**(Average assessed home 237,321)**



# Summary

---

- **The budget maintains programs, but through different taxpayer relief strategies, minimizes the impact on the local tax levy.**
- **Support for a fiscally responsible budget encourages continued fiscal responsibility**
- **Excellent schools increase property value by 10 percentage points for one student level standard deviation** (Kane, Staiger, Riegg, 2004)
- **Looking forward: school choice, and solar panels.**